


RapidClip® Machine SM UA ex


Technical Data

Dimensions	L 3.600 x W 1.100 x H 1.900 mm With additional cross pusher + 2.300 mm length
Weight	850 kg
Power	1,5 kW, 230/400 Volt, 50 Hz (optional 60 Hz) Online energy consumption server available
Pneumatics	6 bar
Max. size of the rails	350 - 2200 mm length (optional 2600 mm) 100 mm width, 150 mm height Automatically reloading BeA Autotec modular tool
Staples length	Type 14, 21 - 40 mm length

- Process RapidClip® F and FW without changes to the machine
- Available accessories allow processing of an even greater variety of RapidClips
- Automatic height control ensures consistent fastening of the RapidClips by compensating for rails' height inconsistency.
- B&R controls, servo driven
- Connection to LAN and USB
- Touch display for easy programming
- Available remote access to program
- OPC UA interface to control the status of the machine



BeA Autotec modular tool for high performance fastening

 made in Germany

Modern software

- multi language menu
 - data backup via LAN or USB
 - PC software for remote programming
- USB bar code scanner for:
- accurate selection of a program by scanning a barcode
 - possible to read a barcode from the work sheet or directly from the wooden rail
 - reduces manual operator failures

Pneumatic cross pusher to eject the finished rails

Automatic height control to compensate for warped rails to ensure consistent fastening of RapidClips®

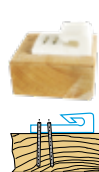
Quickly adapt to differently sized rails

Automatic machine SM UA ex for fastening RapidClips®



Over 150 machines installed globally

Universal sorter for RapidClip® F and FW



Quick fastening of RapidClips®

Quick and accurate, the SM UA ex machine allows for application speeds of up to 0,80 clips per second. Consistently perfect mounting of RapidClips is achieved by the servo driven SM UA ex machine in combination with powerful fastening by a BeA Autotec stapler. Compensating for inconsistencies of rails in all dimensions, including warping guarantees that each rail will have all intended clips perfectly affixed. Eliminate scrap by switching to RapidClip® while increasing production productivity.

RapidClips for fastening sinuous wire springs

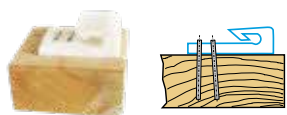
Ensure your frames quality by only using the proven and reliable RapidClip®



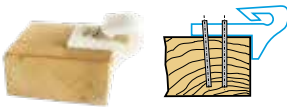
Worldwide success. 30 years of proven quality

RapidClip®

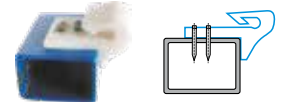
RapidClips for sinuous springs with wire diameter 3.4 – 4.1mm for upholstered furniture



RapidClip® F
for initial spring stress
after assembly up to 22 kg
Wire diameter from 3,8 - 4,1mm
For wooden frames use BeA staple type
14 or 16, length 25 - 35 mm



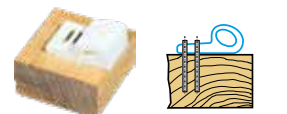
RapidClip® FW
for initial spring stress
after assembly up to 26kg
Wire diameter from 3,8 - 4,1mm
For wooden frames use BeA staple type
14 or 16, length 25 - 35 mm



RapidClip® FG
for initial spring stress
after assembly up to 26 kg
Wire diameter from 3,8 - 4,1mm
For steel profiles use BeA T-Nail,
length 15 - 25 mm




RapidClip® FGR
or initial spring stress
after assembly up to 40 kg
Wire diameter from 3,8 - 4,1mm
For wooden frames use BeA staple type
14 or 16, length 25 - 35 mm



RapidClip® HA
for initial spring stress
after assembly up to 30kg
Wire diameter from 3,8 - 4,1mm
For tubular steel frames
with a diameter of up to 2 mm
For steel profiles use BeA T-Nail,
length 15 - 25 mm



RapidClip® HAW
for initial spring stress
after assembly up to 26 kg
Wire diameter from 3,8 - 4,1mm
For wooden frames use BeA staple type
14 or 16, length 25 - 35 mm



RapidClip® HC
for initial spring stress
after assembly up to 30 kg
Wire diameter from 3,8 - 4,1mm



RapidClip® V
for initial spring stress
after assembly up to 30 kg
Wire diameter from 3,8 - 4,1mm
For wooden frames use BeA staple type
14 or 16, length 25 - 35 mm



RapidClip® VS
for initial spring stress
after assembly up to 30 kg
Wire diameter from 3,8 - 4,1mm
For wooden frames use BeA staple type
14 or 16, length 25 - 35 mm



RapidClip® VSB
for initial spring stress
after assembly up to 30 kg
Wire diameter 3,1mm
For wooden frames use BeA staple type
14 or 16, length 25 - 35 mm



RapidClip® FB
for initial spring stress
after assembly up to 15 kg
Wire diameter 3,1mm
For wooden frames use BeA staple type
14 or 16, length 25 - 35 mm



RapidClip® FWB
for initial spring stress
after assembly up to 15kg
Wire diameter 3,1mm
For wooden frames use BeA staple type
14 or 16, length 25 - 35 mm



General information for the use of RapidClip®
For optimal performance, check the initial spring stress and use the correct length of sinuous spring. To perfectly mount the RapidClip® to the rail rely only on the correct length of BeA staple. Only this combination guarantees a high quality and economic solution. RapidClip® performance has been tested and proven by external lab tests.

You haven't found the right solution?
Please contact us for special solutions, such as this custom designed RapidClip® FGR for tubular steel frames.



BeA 14/32-613 RapidClip®
Safety with RapidClip® attachment
Staple type: 14
Length: 18 - 32 mm



RapidClip® Safety attachment for manual fixing



BeA 14/40-713 RapidClip®
BeA 14/40-723 RapidClip®
Safety with RapidClip® attachment
Staple type: 14, 15, 16
Length: 25 - 40 mm



New BeA 14 (16) SP
Staple especially for plywood



BeA T25-155 RapidClip®
T Nailer for steel applications for F, FW, FG or FGR
Nail Type: T
Length: 13, 15, 18, 21 or 25 mm



RapidClip® Safety attachment for manual fixing and tubular steel

